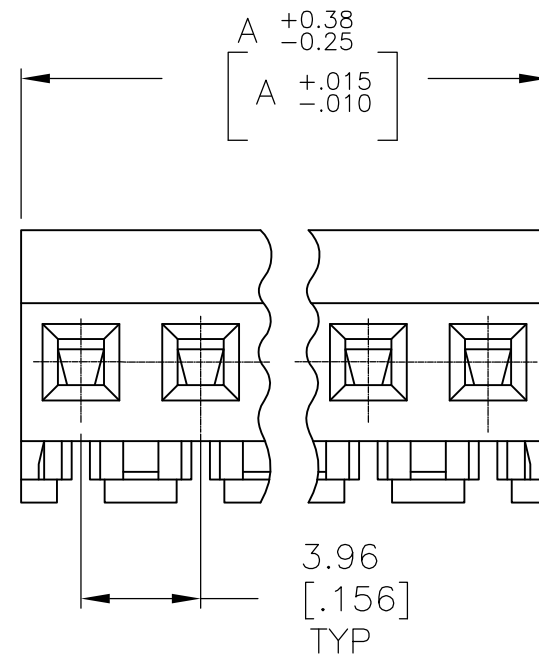
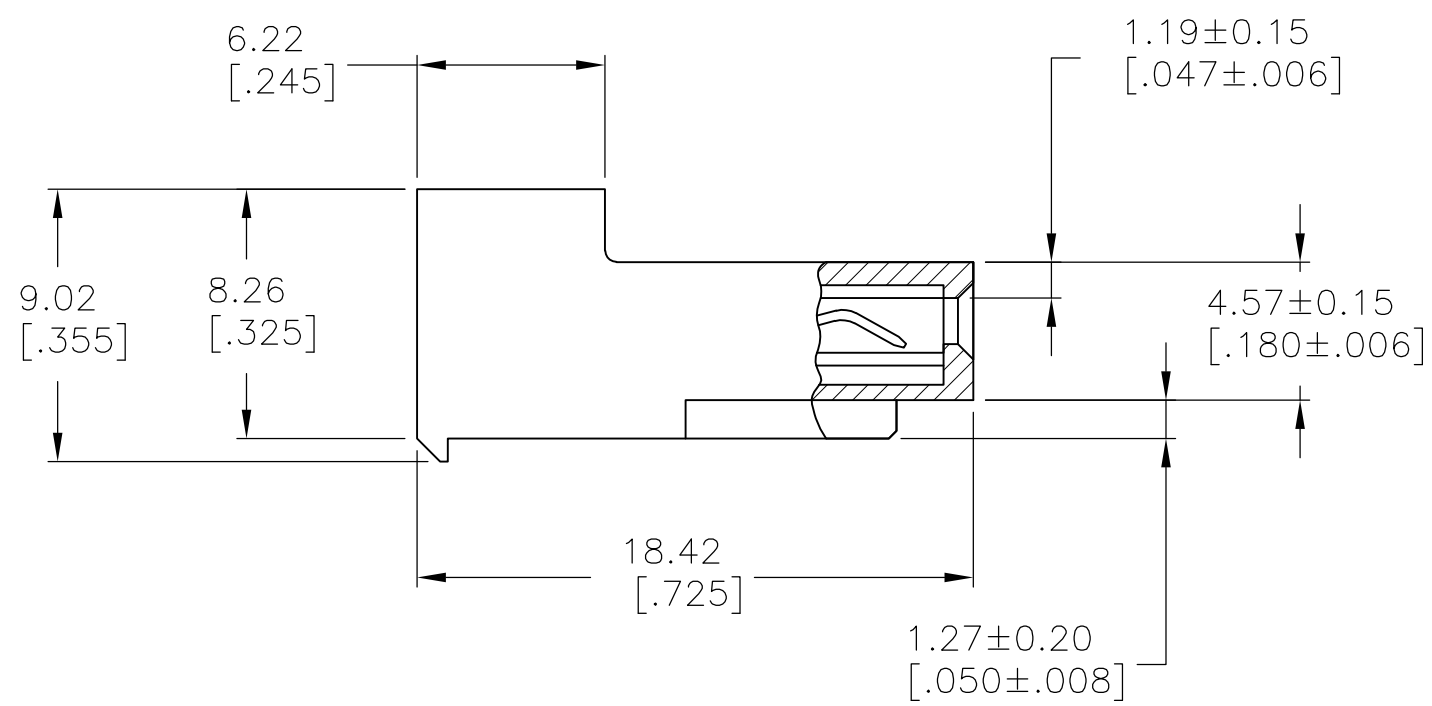
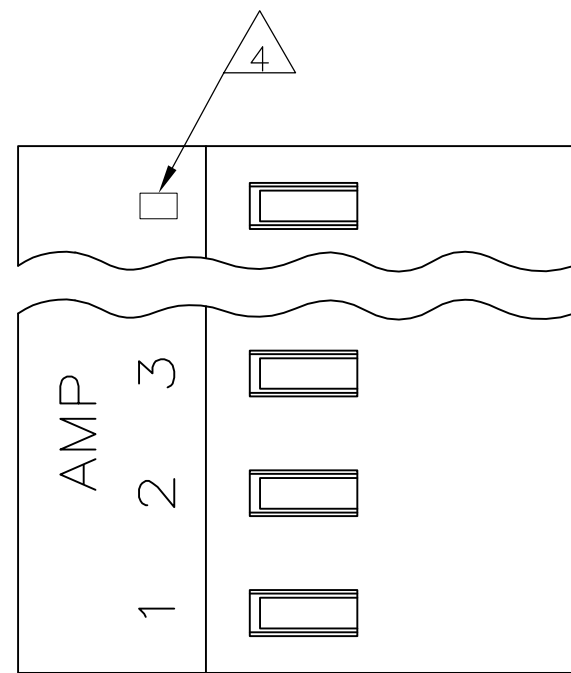


THIS DRAWING IS UNPUBLISHED. RELEASED FOR PUBLICATION
 © COPYRIGHT BY TYCO ELECTRONICS CORPORATION. ALL RIGHTS RESERVED.

LOC	DIST	REVISIONS			
P	LTR	DESCRIPTION	DATE	DWN	APVD
CM	54	ECO-07-012866	13JUN07	KW	DB



- 1 MATERIAL: CONNECTOR - NYLON UL94V-2 (BLUE).
 CONTACTS - 0.30[.012] THICK COPPER ALLOY BRIGHT TIN-LEAD 0.00203[.000080] MIN THICK FOR CONTACT 640435-2 THRU 2-640435-4 MATTE WHISKER MITIGATED TIN 0.00203[.000080] MIN THICKNESS OVER NICKEL UNDERPLATE FOR 3-640435-2 THRU 5-640435-4
- 2. CONTACTS ACCEPT 26 AWG WIRE WITH 2.41[.095] MAX INSULATION DIAMETER.
- 3. CONTACTS MUST ACCEPT 1.14±0.03[.045±.001] SQUARE POST AND REMAIN LOCKED IN POSITION.
- 4 IDENTIFICATION NUMBER FOR LAST CIRCUIT MAY NOT APPEAR ON ALL ASSEMBLIES.
- 5. DIMENSIONS IN BRACKETS ARE IN INCHES.
- 6. HOUSING FEATURES ARE: CLOSED END WITHOUT LOCKING RAMP.

95.10	[3.744]	24	5-640435-4
91.14	[3.588]	23	5-640435-3
87.17	[3.432]	22	5-640435-2
83.21	[3.276]	21	5-640435-1
79.25	[3.120]	20	5-640435-0
75.29	[2.964]	19	4-640435-9
71.32	[2.808]	18	4-640435-8
67.36	[2.652]	17	4-640435-7
63.40	[2.496]	16	4-640435-6
59.44	[2.340]	15	4-640435-5
55.47	[2.184]	14	4-640435-4
51.51	[2.028]	13	4-640435-3
47.55	[1.872]	12	4-640435-2
43.59	[1.716]	11	4-640435-1
39.62	[1.560]	10	4-640435-0
35.66	[1.404]	9	3-640435-9
31.70	[1.248]	8	3-640435-8
27.74	[1.092]	7	3-640435-7
23.77	[.936]	6	3-640435-6
19.81	[.780]	5	3-640435-5
15.85	[.624]	4	3-640435-4
11.89	[.468]	3	3-640435-3
7.92	[.312]	2	3-640435-2
95.10	[3.744]	24	2-640435-4
91.14	[3.588]	23	2-640435-3
87.17	[3.432]	22	2-640435-2
83.21	[3.276]	21	2-640435-1
79.25	[3.120]	20	2-640435-0
75.29	[2.964]	19	1-640435-9
71.32	[2.808]	18	1-640435-8
67.36	[2.652]	17	1-640435-7
63.40	[2.496]	16	1-640435-6
59.44	[2.340]	15	1-640435-5
55.47	[2.184]	14	1-640435-4
51.51	[2.028]	13	1-640435-3
47.55	[1.872]	12	1-640435-2
43.59	[1.716]	11	1-640435-1
39.62	[1.560]	10	1-640435-0
35.66	[1.404]	9	640435-9
31.70	[1.248]	8	640435-8
27.74	[1.092]	7	640435-7
23.77	[.936]	6	640435-6
19.81	[.780]	5	640435-5
15.85	[.624]	4	640435-4
11.89	[.468]	3	640435-3
7.92	[.312]	2	640435-2
DIM A		NO OF CIRCUITS	PART NO

THIS DRAWING IS A CONTROLLED DOCUMENT.		DWN B.LEWIS 12-2-91	Tyco Electronics Corporation Harrisburg, Pa 17105-3608	
DIMENSIONS: mm [INCHES]		CHK R.SWING 12-2-91	NAME MTA-156 CONNECTOR ASSEMBLY, 26 AWG, STANDARD	
TOLERANCES UNLESS OTHERWISE SPECIFIED:		APVD D.CLARK 19-2-91	SIZE A2 CAGE CODE 00779 DRAWING NO C=640435 RESTRICTED TO	
0 PLC ± -		PRODUCT SPEC 108-1051	SCALE 4:1 SHEET 1 OF 1 REV T	
1 PLC ± -		APPLICATION SPEC 114-1020		
2 PLC ± -		WEIGHT -		
3 PLC ± 0.13 [.005]		CUSTOMER DRAWING		
4 PLC ± -				
ANGLES ± -				
FINISH 1				

METRIC